



Birchwood

Community High School

Moving from Primary to Secondary School is an exciting, but sometimes scary time! A new building, new rules, new teachers, new routines and new friends are just some of the changes you will experience but this booklet will help you get used to some of the routines and features of your new school!



Transition Workbook

All About Me

Draw a self portrait here.

Name:

Birthday:

My Primary School:

Eye Colour:

Hair Colour:

Height:

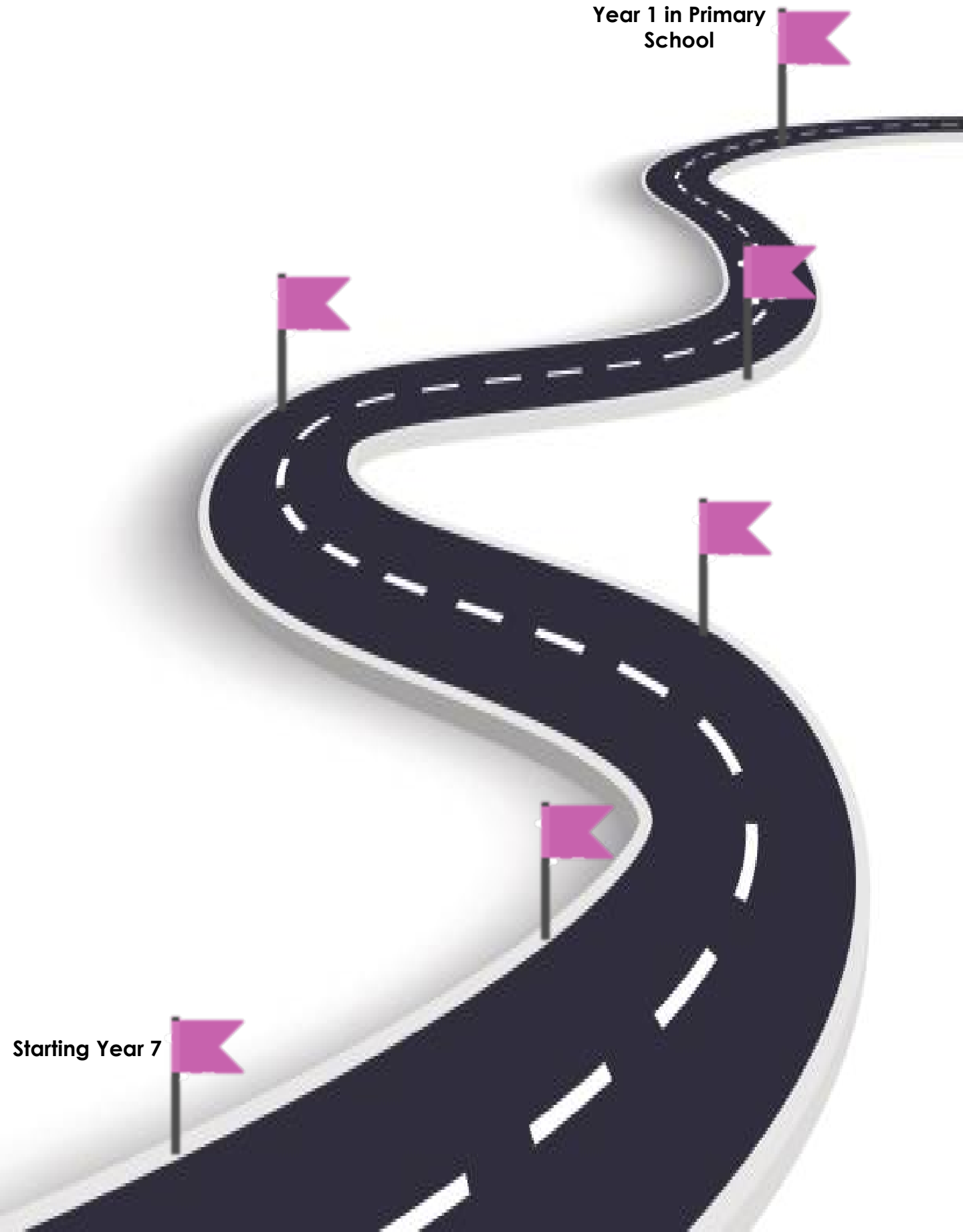
Favourite Colour	
Favourite Animal	
If I could have a superpower, I'd....	
Favourite School Subject	
Best place I've ever been to...	
Dream country to visit...	
If I could travel back in time, I'd go to...	
My dream job is...	

My Journey so Far

Life is a journey! Think back through primary school and write down your favourite memories or events that have shaped you to become the amazing person you are!

**Year 1 in Primary
School**

Starting Year 7



My New Secondary School

Full Name of the School	
School Address	
School Telephone Number	
Name of the Head Teacher	
School Starts at	
School Finishes at	
I will get to school by	
How long will it take you to get to school?	
What time will you have to leave home?	

Add 10 words around the image below to describe your new school .



Moving to Your New School

- List 4 things you are most excited about moving to Birchwood Community High School.
 - 1.
 - 2.
 - 3.
 - 4.
- List 4 things you are a little worried/nervous about moving to Birchwood Community High School.
 - 1.
 - 2.
 - 3.
 - 4.
- List 4 things you would like to know about Birchwood Community High School.
 - 1.
 - 2.
 - 3.
 - 4.
- List 4 things that will help you when moving to Birchwood Community High School.
 - 1.
 - 2.
 - 3.
 - 4.
- List 4 differences between your primary school and Birchwood Community High School.
 - 1.
 - 2.
 - 3.
 - 4.

Subjects at Your New School

Find the subjects below in the Word search – they are vertical, horizontal and diagonal!

M	F	A	S	E	H	M	G	E	O	H	I	M	J	E	E	A
F	O	A	M	W	S	L	U	S	M	I	S	E	T	T	I	S
R	O	D	A	N	C	E	Z	S	A	C	P	N	U	H	A	I
A	D	G	T	R	D	P	W	R	I	I	A	G	T	I	N	U
H	S	R	H	P	G	R	T	E	N	C	I	T	O	C	A	O
J	T	A	S	L	U	B	N	Y	R	A	N	E	R	S	S	L
T	U	B	J	E	I	C	Q	L	E	R	M	X	T	A	S	A
E	E	A	U	H	E	M	U	A	H	S	U	D	I	N	E	N
N	F	X	L	G	E	O	G	R	A	P	H	Y	M	D	M	G
G	I	M	T	V	M	A	I	T	Y	E	O	A	E	M	B	U
L	O	A	I	I	O	T	O	H	R	T	T	S	C	O	L	A
I	P	T	E	E	L	G	R	D	U	O	E	R	A	R	Y	G
S	P	U	F	O	S	E	E	K	R	M	P	T	T	A	E	E
H	I	S	T	O	R	Y	S	C	S	A	S	M	E	L	R	S
E	N	J	V	E	P	I	F	J	N	O	M	U	R	S	B	K
E	N	G	I	N	E	E	R	I	N	G	N	A	R	P	U	M
Y	Z	X	T	L	S	V	Z	C	O	M	P	U	T	I	N	G

Maths
English
Science
Geography
History
Art
Music
PE


Engineering
Drama
Computing
Ethics
Food
Languages
Assembly
Tutor Time

Subjects at your New School

Match up the subject to the correct icon



Maths



English



Science



Geography

History



Art

Music



PE

Drama



Food


Engineering

Computing

Religion

Languages

Tutor Time/Assembly



Your Timetable


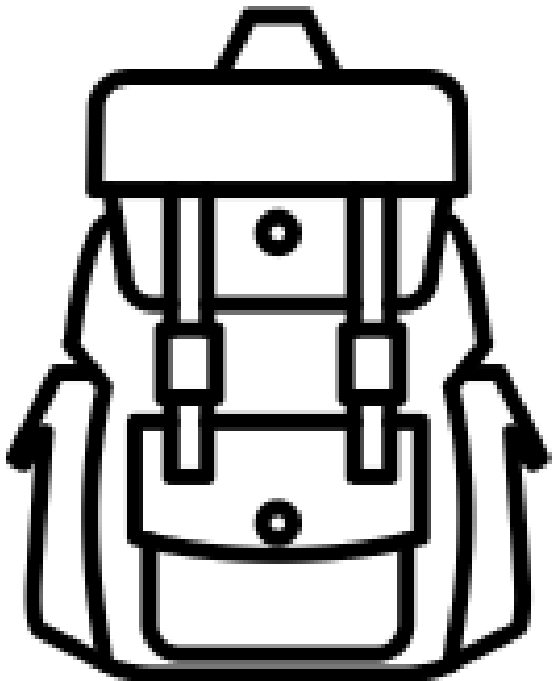

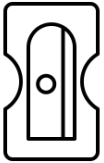

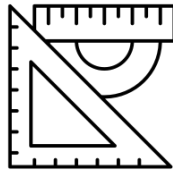
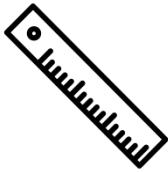
	Monday	Tuesday	Wednesday	Thursday	Friday
Tutor 08.50-09.15					
Period 1 09.15-10.15	MATHS DH M19	SCIENCE WD S3	ENGLISH ED M8	ART MR AR1	PE DY Sport Hall
Period 2 10.15-11.10	ENGLISH ED M8	MATHS DH M19	HISTORY HJ PA5	HISTORY HJ PA5	LANGUAGES LK M5
BREAK 11.10-11.25					
Period 3 11.25-12.25	GEOGRAPHY RT G2	ENGLISH ED M8	RELIGION DC D7	HISTORY DC D7	MATHS DH M19
Period 4 12.25-13.20	SCIENCE WD S3	MUSIC BC PA10	MATHS TAS B4	SCIENCE WD S3	GEOGRAPHY RT G2
LUNCH 13.20-14.00					
Period 5 14.00-15.00	COMPUTING GK MA	ART MR AR1	DRAMA JS PA1	LANGUAGES LK M5	ENGLISH ED M8
Extra- Curricular 15.00-16.00		DRAMA CLUB		PE CLUB	

- What lesson do you have at 14:00 on Thursday?.....
- What are the initials of your Geography teacher?
- How long is tutor time?
- How long is lunch and break combined?
- Which room is Art in?
- How many times a week do you have the following:
 - Maths:
 - English:
 - Science:
 - History:
- Which day will you need your PE kit?
- What are the initials of your English teacher?
- Name all subjects in the PA block:

.....


Equipment

At secondary school, you will be moving around to different classrooms for different lessons. You could be in 5 different classrooms in one day. This means that you need to bring all the equipment you will require with you for the day. You can keep larger items such as your PE kit in your locker, however you can only go to your locker before school, at break and lunchtime and at the end of the day. Below are some items you will need to bring – can you identify them and add anything else?



Looking Smart at Secondary School

One of the different things about moving to secondary school is the change in what you will wear. At Birchwood Community High School, we pride ourselves in looking smart and professional at all times. Use the school website or the information booklet to draw and label the school uniform you will wear onto the Lego figure



Why is wearing the correct school uniform important?

.....

.....

.....

.....

.....

Getting to Secondary School

Getting to Birchwood Community High School safely is just as important as being there. In the box below, draw the route you are going to take to school (whether that's walking, cycling, driving or by bus). Identify spots where there could be hazards (e.g. busy roads) and explain how you will manage this safely!

Our BIRCH Values

Our BIRCH values focus on the way we choose to conduct ourselves, the way that we behave towards other people, and the way that we behave in our lessons.

Believe
Independent
Respectful
Committed
Happy

Colour code statements below to match how we can demonstrate our BIRCH values in school:

Turning up on time to lessons

Working successfully as part of a team

Being respectful of other peoples beliefs

Having your shirt tucked in neatly

Contributing to lessons

High level of respect shown to all

Saying good morning to people as you pass

Supporting others

Holding the door open for a teacher

Having a pen, pencil and ruler in lesson

Consistent punctuality over the whole year

Helping with Breakfast Club

Turning up on time to lessons

Acting as an ambassador role

Going above and beyond with your work

Staying calm if something goes wrong

Being respectful to other staff and students

Sitting with someone who is alone at lunch

Apologising if you have done something hurtful

Turning up on time to lessons

Discussing issues with a teacher rather

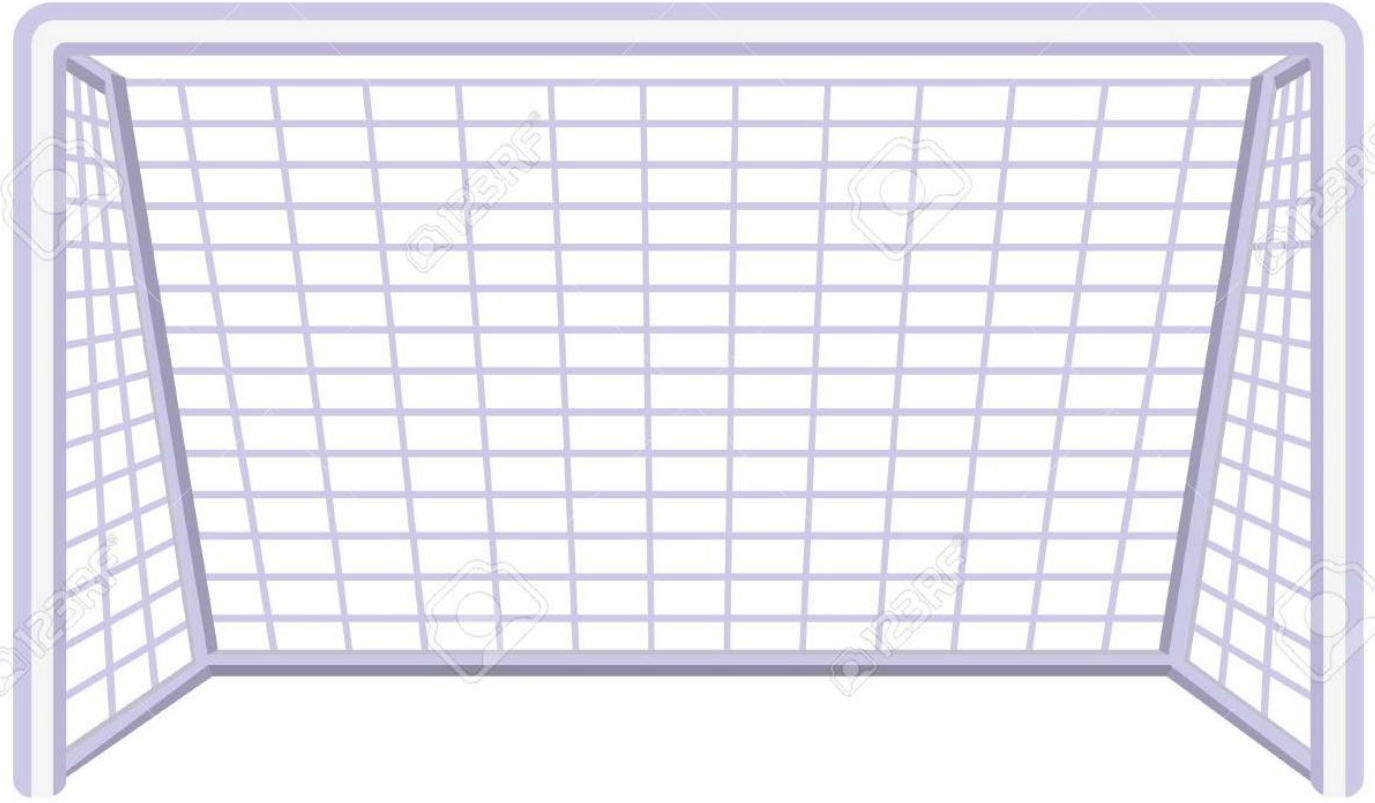
Remembering your homework

Giving someone a compliment

Asking for help when needed

My Goals for Secondary School

When you go to Secondary School, you will learn a huge number of new skills, and improve skills you have practiced in Primary School. In the goal below, use the list to write in 10 new skills or things you'd like to build on in your years at Secondary School.



Be in a school play or production	Speak another language	Represent your school in a national competition
Learn to play a musical instrument	Volunteer in the local community	Travel to another country
Play for a school team	Learn how to survive in the wild	Take care of the school garden
Learn how to manage money	Taste food from another country	Walk the school dog
Cook a new meal from scratch	Read new books	Take part in a fancy dress day
Create a piece of art	Raise money for charity	Become Head Boy or Girl
Learn how to read a map	Join an after school club	Learn to dance
Use computers to create your own website	Learn First Aid	Improve your singing
Make new friends from other schools	Work as part of a team	Try camping

Beyond Secondary School

After secondary school, you can move onto college or an apprenticeship and then to University or into a job! It's normal not to know what you want to do yet but this is a chance for you to have a think about your dream jobs!

<div>Job:</div> <div>Key Skills:</div> <div>Subjects to Study:</div>	<div>Icons to represent that job:</div>
<div>Job:</div> <div>Key Skills:</div> <div>Subjects to Study:</div>	<div>Icons to represent that job:</div>
<div>Job:</div> <div>Key Skills:</div> <div>Subjects to Study:</div>	<div>Icons to represent that job:</div>